



Add Company Name

Write date here

Company Profile

Write company name here



Information available in audio.

Agenda

Use links to go to a different page inside your presentation.

Highlight text, click on the link symbol on the toolbar, and select the page in your presentation you want to connect.

About the Company	3
Our Mission and Vision	4
Our Goals	5
Our Traction	6
Our Market	7
Our Milestones	8
Our Management Team	9
Our Offered Services	10
Financial Guidance	11
Contact Information	13



Drag and drop your photo or video! Click the sample photo or video and delete. Select yours from the uploads tab, drag, and then drop inside the frame!

About the Company

Write the overview of your company here.
Briefly tell your company's history and products.

[Back to Agenda](#)



Our Mission and Vision

Briefly elaborate on what you want to discuss.

Mission

Write the company's mission statement here.

Vision

Write the company's vision statement here.



[Back to Agenda](#)



Add Company Name

Our Goals

Briefly elaborate on what you want to discuss.



Goal # 1

Elaborate on your 1st goal here.



Goal # 2

Elaborate on your 2nd goal here.

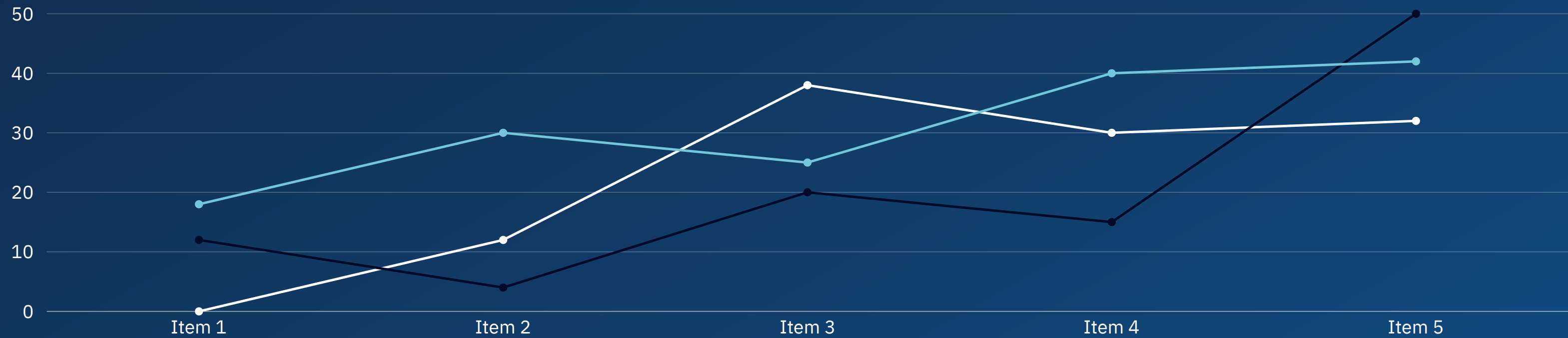


Goal # 3

Elaborate on your 3rd goal here.

[Back to Agenda](#)

Our Traction



Monthly Revenue:
10 Billion

Average Revenue/Customer:
\$100,000

Monthly Revenue Growth:
50%

[Back to Agenda](#)

Our Market

Total Available Market (TAM):

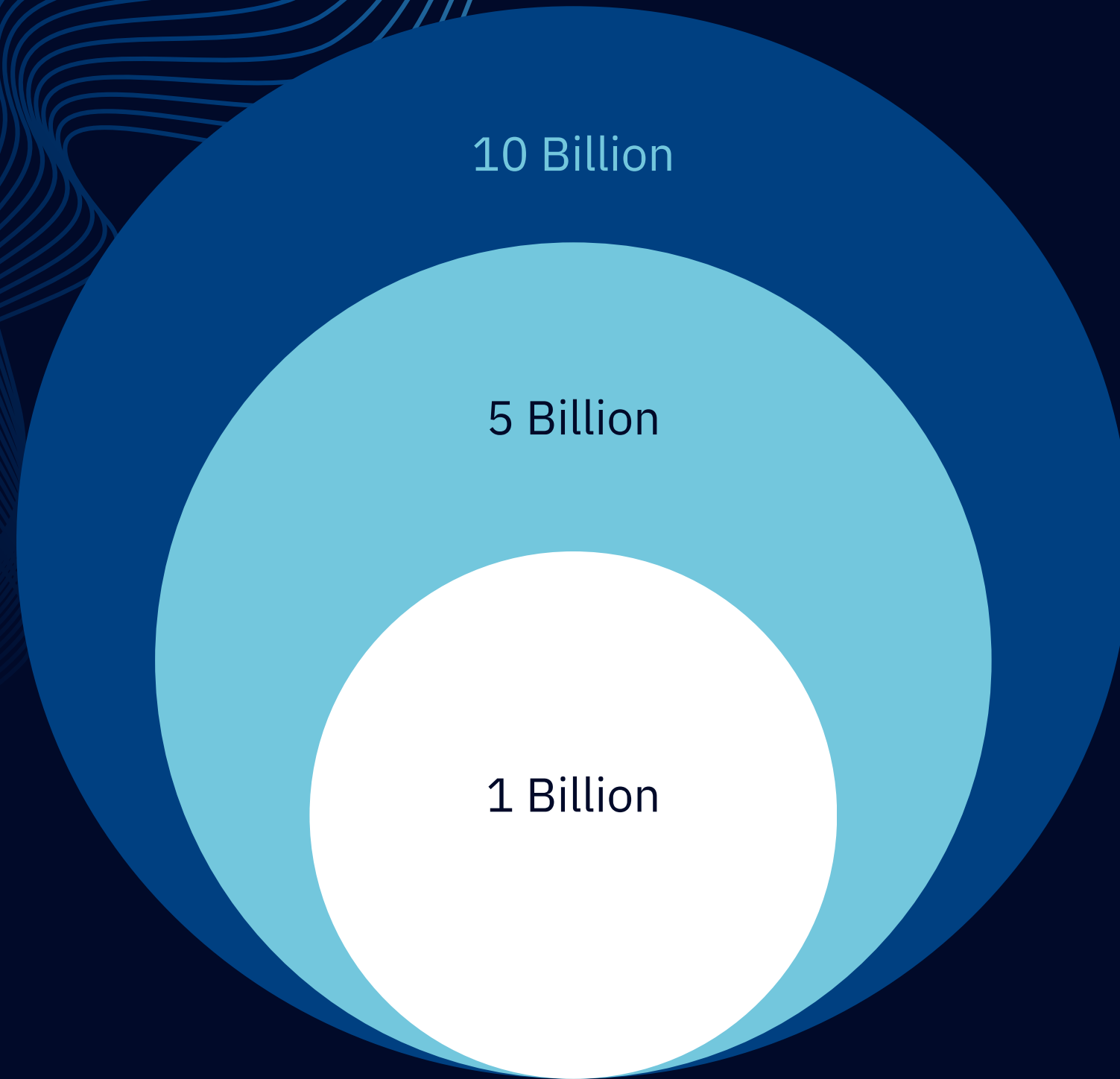
10 Billion

Serviceable Obtainable Market (SOM):

1 Billion

Serviceable Available Market (SAM):

5 Billion



[Back to Agenda](#)

Our Milestones

Briefly elaborate on what you want to discuss.

2022

Write an achievement,
successful project or
milestone here.

2023

Write an achievement,
successful project or
milestone here.

2024

Write an achievement,
successful project or
milestone here.

2025

Write an achievement,
successful project or
milestone here.

[Back to Agenda](#)

Our Management Team

Briefly elaborate on what you want to discuss.

Drag and drop your photo or video! Click the sample photo or video and delete. Select yours from the uploads tab, drag, and then drop inside the frame!



**Stella
Ornelas**

Chief Executive
Officer

**Bryan
Cook**

Chief Finance Officer

**Blaise
Martins**

Director

**Carl
Miller**

Accountant

**Sadie
Jones**

Finance Manager

[Back to Agenda](#)

Our Offered Services

Briefly elaborate on what you want to discuss.

- List your company's services/products.
- List your company's services/products.
- List your company's services/products.
- List your company's services/products.
- List your company's services/products.

[Back to Agenda](#)

Financial Guidance

Briefly elaborate on what you want to discuss.

Customize this table! Just **right-click** on any cell to see all the available table functions.

To merge, **first highlight** two or more cells, then click **"Merge Cells"** to organize your table according to your needs!

<i>*Dollar amounts are in millions</i>	FY '25	FY '26	YOY change
Revenue	\$ 000	\$ 000	%
Expenses			
Profit			
Dividend/share			

Use this for a photo caption.



Drag and drop your photo or video! Click the sample photo or video and delete.
Select yours from the uploads tab, drag, and then drop inside the frame!



Add Company Name

Connect with us.

Email

hello@reallygreatsite.com

Social Media

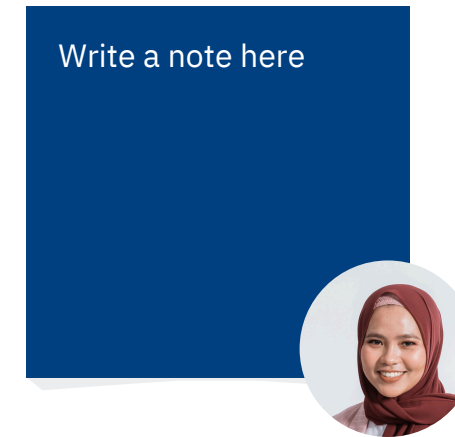
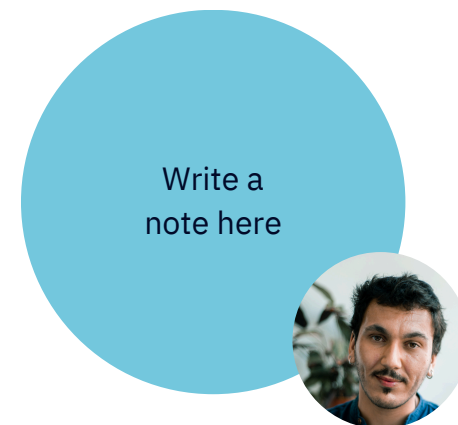
@reallygreatsite

Call us

123-456-7890

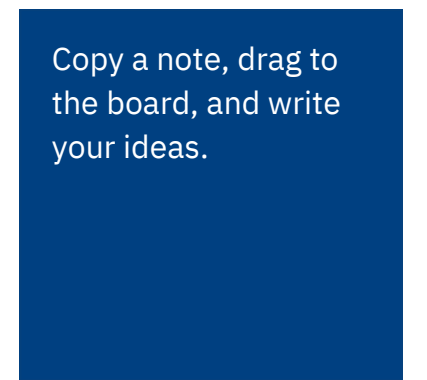
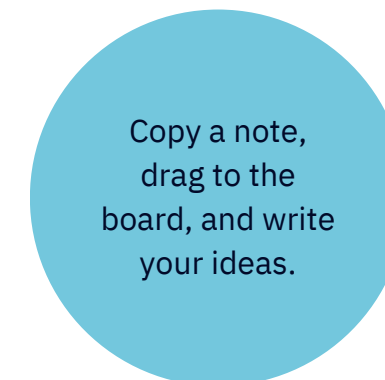


Whiteboard Page



Tip: Collaboration makes teamwork easier! Click "Share" and invite your teammates to fill this up. Use this page for bulletins, brainstorming, and other fun team ideas.

Right-click on the **background** of the slide, or on the **thumbnail** below, for the option to **expand** this page into a **whiteboard** for more space!



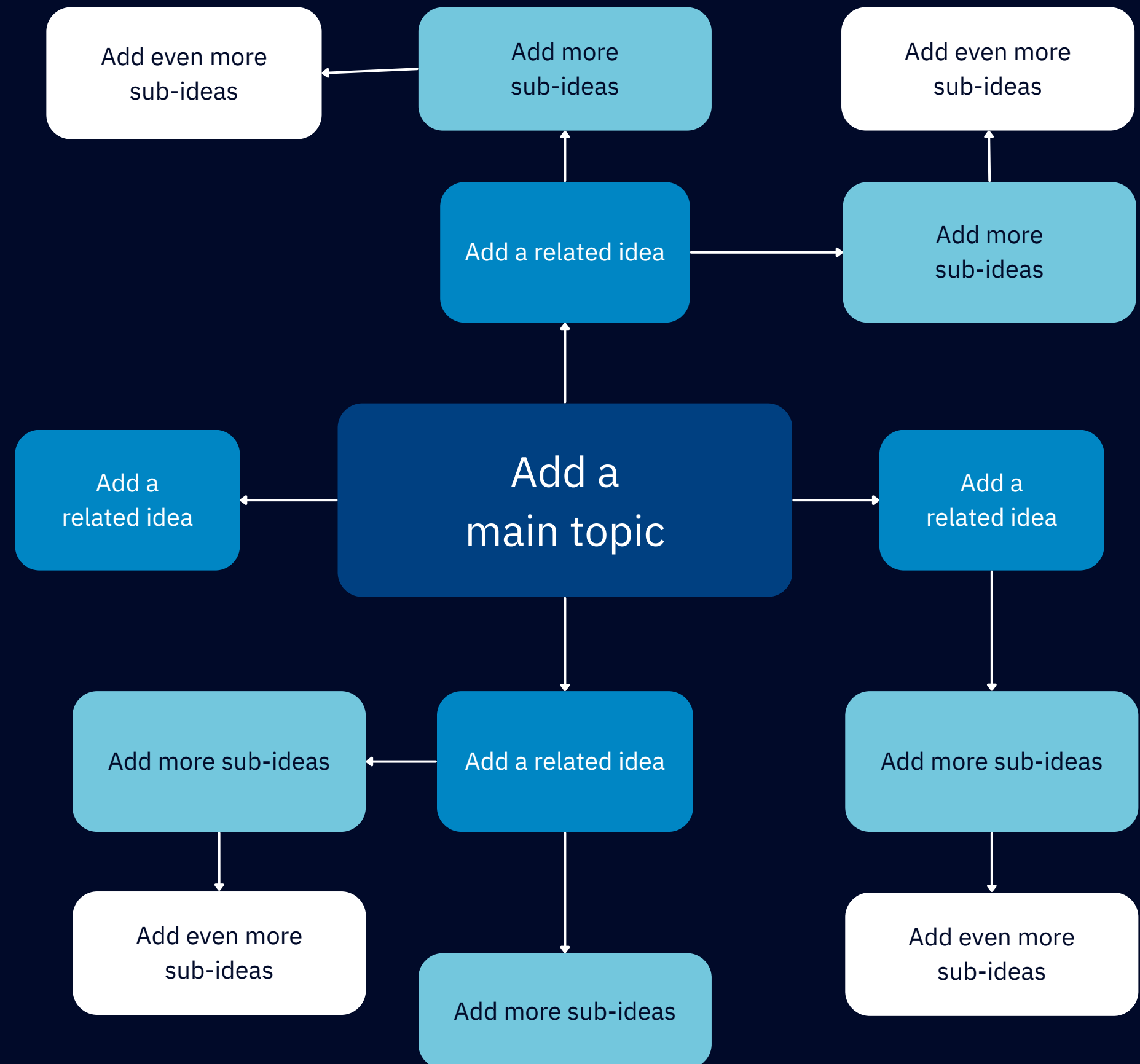


Add Company Name


Collaborate on a Whiteboard

Tip: Collaboration makes teamwork easier! Click "Share" and invite your teammates to fill this up. Use this page for bulletins, brainstorming, and other fun team ideas.

Right-click on the **background** of the slide, or on the **thumbnail** below, for the option to **expand** this page into a **whiteboard** for more space!



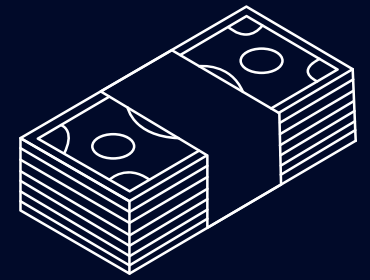






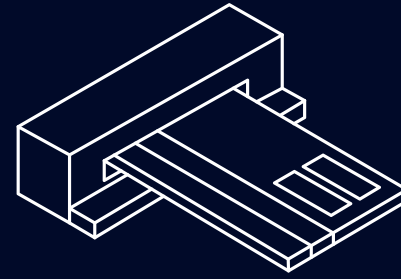
Resource Page



Use these design resources in your Canva
Presentation. Happy designing!


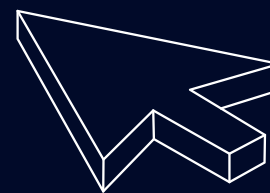
Delete or hide this page before presenting.

Resource Page



Use these design resources in your Canva
Presentation. Happy designing!

Delete or hide this page before presenting.



Resource Page

B for blur

C for confetti

D for a drumroll

M for mic drop

O for bubbles

Q for quiet

U for unveil

Any number from
0-9 for a timer

Find the magic and fun in presenting with Canva Presentations. Press the following keys while on Present mode!

Delete or hide this page before presenting.

Resource Page

Presenting live not your thing? No worries!
Record your Canva Presentation your
audience can watch at their own pace.

Don't forget to delete or hide this page
before presenting.

Click the Share button on the top right corner of your screen and select '**Present and Record.**'

Click '**Go to recording studio,**' where you can choose the video and audio source for your video presentation.

Feel free to choose the 'No camera' option and record your voice only.

Start recording, and press pause in between takes if you have to.

Once you're done, download your Canva Presentation in **MP4 file format** or get a link to your Talking Presentation and share it with others.

You can also record a video inside the editor! Go to '**Uploads**' and click on 'Record yourself'.